

A photograph of a military unit in a forest. In the foreground, two soldiers in camouflage gear and helmets are crouching, holding rifles. One soldier is on the right, looking towards the camera, and another is in the center, looking forward. In the background, a military vehicle is partially visible, and another soldier is crouching near it. The forest is dense with trees and undergrowth.

LOWA
simply more...

PROFESSIONAL

FALL_WINTER 2021



"For real work situations, comfort and fit are deciding factors — and quality is of vital importance."

LOWA

simply more...

PROFESSIONAL Collection

Quality and safety

At LOWA, we are shoemakers. Since 1923, we have manufactured excellent products and have always strived for perfect fit, quality, function and innovation. These are the cornerstones of our company philosophy and are the foundation of our success. You can place your trust in these values.

We have been in business for almost 100 years and are 100% "made in Europe". We know what value there is in good craftsmanship, comprehensive know-how and commitment to quality as well as in highly flexible production processes.

LOWA is an outdoor brand. We are at home in the mountains. We know that safety and reliability are precious in the mountains. Which is why we have equipped top athletes for their expeditions for a very long time. These decades of experience have been built directly into the LOWA professional line.

With this line, we aren't just producing shoes for soldiers and special operations forces. Our professional shoes are produced with the public, law enforcement and the private security industry in mind too. Additionally, several of our models are certified safety shoes. To better represent these diverse areas of application, our "Task Force" collection is now the "Professional" collection. We believe that this new name optimally reflects the growing functionality for shoes in this segment.

The requirements are high for professional shoes. They must be perfectly suitable to different surfaces, climates and terrains. For real work situations, comfort and fit are deciding factors — and quality is of vital importance.

With so many diverse requirements to be met, we have developed a collection with a wide range of offerings. In our Professional collection, several products have become real classics. For example, our ZEPHYR model enjoys an outstanding reputation beyond military circles.

In this workbook, you'll discover tried-and-tested shoes along with numerous new developments. These range from highly technical boots such as the R-8 GTX® THERMO, perfect for icy weather conditions, to multifunction light-weight shoes like the INNOX PRO GTX® MID TF. We believe that with the comprehensive offering we have assembled for you in this workbook, you can put together your own perfect LOWA professional line.

We wish you a good season!

Alexander Nicolai
CEO LOWA Sportschuhe GmbH





PROFESSIONAL

ELITE PATROL GTX® THERMO TF

\$600/\$360

Construction: board lasted upper, cemented sole

Upper: full grain leather 2.4 – 2.6 mm

Lacing: closed hooks

Lining: GTX® Performance Comfort (MSLR), Primaloft® 400

Sole: Vibram® Moltarone Arctic Grip

Upper height inside/outside: 180/225 mm



darkbrown

210126 0493 ELITE PATRO GTX® THERMO TF_ 7.5-12+13+14



black

210126 0999 ELITE PATRO GTX® THERMO TF_ 7.5-12+13+14

R-8 GTX® THERMO

\$450/\$270

Construction: slip lasted, injected sole

Upper: full grain leather 1.8 – 2.0 mm

Lacing: closed hooks

Lining: GTX® Extended Comfort Footwear, Primaloft® 400

Sole: Vibram® Arctic Grip Trac® II

Upper height inside/outside: 175/205 mm



black

310675 0999 R-8 GTX® THERMO _ 7.5-12+13+14

R-8S GTX® THERMO

\$420/\$252

Construction: slip lasted, injected sole

Upper: nubuck leather 1.8 – 2.0 mm

Lacing: closed hooks

Lining: GTX® Extended Comfort Footwear, Primaloft® 400

Sole: Vibram® Arctic Grip Trac® II

Upper height inside/outside: 175/205 mm



darkbrown

510676 0493 R-8S GTX® THERMO _ 7.5-12+13+14

CAMINO GTX® TF

\$480/\$288

Construction: board lasted, cemented sole

Upper: full grain leather 2.4 – 2.6 mm

Lacing: open hooks + D-rings

Lining: GTX® Duracom

Sole: Vibram® "Tsavo"

Upper height inside/outside: 195/240 mm

Certified working boot: according to EN ISO 20347 : 2012

Code: 02 WR SRA FO CI HRO



black

210640 0999 CAMINO GTX® TF _ 7-12+13+14

COMBAT BOOT GTX® TF

\$500/\$300

Construction: board lasted, cemented sole

Upper: full grain leather 2.4 – 2.6 mm

Lacing: open hooks + D-rings

Lining: GTX® Duracom

Sole: Vibram® "Tsavo"

Upper height inside/outside: 195/240 mm

Certified working boot: according to EN ISO 20347 : 2012

Code: 02 WR SRA FO CI HRO



black

210881 0999 COMBAT BOOT GTX® WXL _ 7-12+13+14

210880 0999 COMBAT BOOT GTX® _ 7-12+13+14

220880 0999 COMBAT BOOT GTX® Ws _ 5-10.5

MOUNTAIN BOOT GTX® TF

\$470/\$282

Construction: board lasted, cemented sole

Upper: full grain leather 2.4 – 2.6 mm

Lacing: open hooks + D-rings

Lining: GTX® Duracom

Sole: Vibram® "Tsavo"

Upper height inside/outside: 170/210 mm

Certified working boot: according to EN ISO 20347 : 2012

Code: 02 WR SRA FO CI HRO



dark brown

210845 0493 MOUNTAIN BOOT GTX® _ 7-12+13+14

220845 0493 MOUNTAIN BOOT GTX® Ws _ 5-10.5



black

210845 0999 MOUNTAIN BOOT GTX® _ 7-12+13+14

ELITE DESERT TF

\$420/\$252

Construction: board lasted, cemented sole

Upper: suede leather 2.0 – 2.2 mm

Lacing: closed hooks

Lining: fabric

Sole: Vibram® "MVS"

Upper height inside/outside: 165/210 mm

Certified working boot: according to EN ISO 20347 : 2012

Code: 02 FO SRC



1550 g/pair



TEXTILE
LINING



vibram®



HARD
SHANK



RESOLEABLE



desert

210878 0410 ELITE DESERT _ 7-12+13+14



coyote op

210878 0731 ELITE DESERT _ 7-12+13+14

220878 0731 ELITE DESERT Ws _ 5-10.5

ELITE EVO

\$420/\$252

Construction: board lasted, cemented sole

Upper: suede leather 2.0 – 2.2 mm

Lacing: closed hooks

Lining: fabric

Sole: LOWA "Natural"

Upper height inside/outside: 150/185 mm



1450 g/pair



TEXTILE
LINING



vibram®



HARD
SHANK



RESOLEABLE



coyote op

210210 0731 ELITE EVO _ 7-12+13+14

ELITE JUNGLE TF

\$420/\$252

Construction: board lasted, cemented sole

Upper: full grain leather 2.2 – 2.4 mm

Lacing: closed hooks

Lining: fabric

Sole: Vibram® "Chimborazo"

Upper height inside/outside: 200/240 mm



1380 g/pair



TEXTILE
LINING



vibram®



HARD
SHANK



RESOLEABLE



black

210800 0999 ELITE JUNGLE _ 7-12+13+14

Z-8N GTX® C

\$410/\$246

Construction: slip lasted, injected sole

Upper: nubuck leather 2.0 – 2.2 mm

Lacing: closed hooks

Lining: GTX® Extended Comfort Footwear

Sole: LOWA® Tactical Z Trac®

Upper height inside/outside: 190/200 mm

Certified version on request: according to CE EN ISO 20347 : 2012

Code: O2 WR FO CI HI HRO SRA



black

310680 0999 Z-8N GTX® C _ 7.5 – 12+13+14+15
320680 0999 Z-8N GTX® Ws C _ 5.5 – 11

Z-8S GTX® C

\$400/\$240

Construction: slip lasted, injected sole

Upper: suede leather 2.0 – 2.2 mm

Lacing: closed hooks

Lining: GTX® Extended Comfort Footwear

Sole: LOWA® Tactical Z Trac®

Upper height inside/outside: 190/200 mm

Certified version on request: according to CE EN ISO 20347 : 2012

Code: O2 WR FO CI HI HRO SRA



dark brown

310684 0493 Z-8S GTX® C _ 7.5 – 12+13+14+15
320684 0493 Z-8S GTX® Ws C _ 5.5 – 11



coyote op

310684 0731 Z-8S GTX® C _ 7.5 – 12+13+14+15
320684 0731 Z-8S GTX® Ws C _ 5.5 – 11

GENERAL LABELLING CATEGORIES

Identifying Characteristics of Work Shoes pursuant to DIN CE EN ISO 20347 : 2012

O2 Work Shoes

Anti-Slip (SRA or SRB or SRC)

Closed heel area

A = Antistatic properties

E = Energy absorption in the heel area

WRU = water penetration and absorption of the upper

Basic and Additional Requirements LOWA Work Shoes Have to Meet

O2 +

WR

The entire shoe must be waterproof

HRO

Heat resistant outsole

SRA

Slip resistance on floors with ceramic tiles with SLS

SRB

Slip resistance on steel floor with glycerol

SRC (SRA + SRB)

Slip resistance on floor with ceramic tiles with SLS and on steel floor with glycerol

FO

Fuel resistance (outsole)

CI

Cold insulation of the outsole

HI

Heat insulation of the outsole

Z-8S C

\$380/\$228

Construction: slip lasted, injected sole

Upper: suede leather 2.0 – 2.2 mm

Lacing: closed hooks

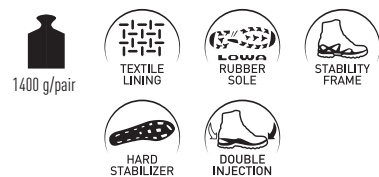
Lining: fabric

Sole: LOWA® Tactical Z Trac®

Upper height inside/outside: 190/200 mm

Certified version on request: according to CE EN ISO 20347 : 2012

Code: 02 HI CI FO HRO SRA



coyote op

310686 0731 Z-8S C _ 7.5 – 12+13+14+15

320686 0731 Z-8S Ws C _ 5.5 – 11

Z-6N GTX® C

\$380/\$228

Construction: slip lasted, injected sole

Upper: nubuck leather 2.0 – 2.2 mm

Lacing: closed hooks

Lining: GTX® Extended Comfort Footwear

Sole: LOWA® Tactical Z Trac®

Upper height inside/outside: 145/150 mm

Certified version on request: according to CE EN ISO 20347 : 2012

Code: 02 WR FO CI HI HRO SRA



black

310682 0999 Z-6N GTX® C _ 7.5 – 12+13+14+15

320682 0999 Z-6N GTX® Ws C _ 5.5 – 11

Z-6S GTX®

\$350/\$210

Construction: slip lasted, injected sole

Upper: suede leather 2.0 – 2.2 mm

Lacing: closed hooks

Lining: GTX® Carbon

Sole: LOWA "Cross Duty"

Upper height inside/outside: 145/150 mm



coyote op

310668 0731 Z-6S GTX® _ 7.5 – 12+13+14+15

ZEPHYR GTX® HI TF

\$350/\$193

Construction: slip lasted, injected sole

Upper: suede leather 1.4 – 1.6 mm

Lacing: closed hooks + fabric loops

Lining: GTX® Carbon

Sole: LOWA "Cross"

Upper height inside/outside: 215/250 mm



1160 g/pair



coyote op

310532 0731 ZEPHYR GTX® HI TF _ 6.5-12+13+14



black

310532 0999 ZEPHYR GTX® HI TF _ 6.5-12+13+14

ZEPHYR HI TF

\$330/\$182

Construction: slip lasted, injected sole

Upper: suede leather 1.4 – 1.6 mm

Lacing: closed hooks + fabric loops

Lining: fabric

Sole: LOWA "Cross"

Upper height inside/outside: 215/250 mm



1230 g/pair



coyote op

310531 0731 ZEPHYR HI TF _ 6.5-12+13+14



©powered by Xopyc

ZEPHYR GTX® MID TF

\$320/\$176

Construction: slip lasted, injected sole

Upper: suede leather 1.4 – 1.6 mm

Lacing: closed hooks + fabric loops


Lining: GTX® Carbon

Sole: LOWA "Cross"

Upper height inside/outside: 110/145 mm



310537 0731 ZEPHYR GTX® MID TF _ 7.5-12+13+14
320537 0731 ZEPHYR GTX® MID TF Ws _ 5.5-11



310537 0999 ZEPHYR GTX® MID TF _ 7.5-12+13+14

ZEPHYR MID TF

\$290/\$160

Construction: slip lasted, injected sole

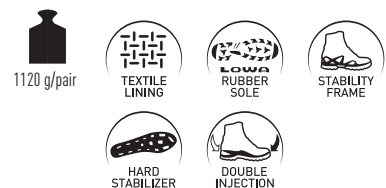
Upper: suede leather 1.4 – 1.6 mm

Lacing: closed hooks + fabric loops

Lining: Fabric (dry best)

Sole: LOWA "Cross"

Upper height inside/outside: 110/145 mm



310535 0731 ZEPHYR MID TF _ 7.5-12+13+14
320535 0731 ZEPHYR MID TF Ws _ 5.5-11

R-8S GTX PATROL

\$360/\$216

Construction: slip lasted, injected sole

Upper: split leather 1.8 – 2.0 mm

Lacing: closed hooks

Lining: GTX® Performance Comfort Footwear

Sole: LOWA "Patrol"

Upper height inside/outside: 175/205 mm



darkbrown

510674 0493 R-8S GTX PATROL _ 7.5-12+13+14



coyote op

510674 0731 R-8S GTX PATROL _ 7.5-12+13+14

R-6 GTX® MID

\$380/\$209

Construction: slip lasted, injected sole

Upper: full grain leather 1.8 – 2.0 mm

Lacing: closed hooks

Lining: GTX® Carbon

Sole: LOWA "Patrol"

Upper height inside/outside: 140/170 mm

Certified working boot: according to EN ISO 20347 : 2012

Code: O2 WR SRC FO CI HI HRO



black

310672 0999 R-6 GTX® MID _ 7.5-12+13+14

320672 0999 R-6 GTX® MID Ws _ 5-11



RENEGADE II N GTX® HI TF

\$370/\$222

Construction: slip lasted, injected sole

Upper: nubuck leather 1.8 – 2.0 mm

Lacing: open + closed hooks

Lining: GTX® Extended Comfort Footwear

Sole: LOWA® Patrol

Upper height inside/outside: 180/210 mm



darkbrown



310911 0493 RENEGADE II GTX® HI TF _ 7.5-12+13+14+15

320911 0493 RENEGADE II GTX® HI TF Ws _ 5-11

RENEGADE II N GTX® HI TF

\$400/\$240

Construction: slip lasted, injected sole

Upper: full grain leather 1.8 – 2.0 mm

Lacing: open + closed hooks

Lining: GTX® Extended Comfort Footwear

Sole: LOWA® Patrol

Upper height inside/outside: 180/210 mm



black



310924 0999 RENEGADE II GTX® HI TF _ 7.5-12+13+14+15

320924 0999 RENEGADE II GTX® HI TF Ws _ 5-11

INNOX PRO GTX® MID TF

\$330/\$182

Construction: slip lasted, injected sole

Upper: synthetic + fabric

Lacing: closed hooks + fabric loops

Lining: GTX® Extended Comfort Footwear

Sole: LOWA® Multi Trac®

Upper height inside/outside: 125/155 mm



coyote op



310830 0731 INNOX PRO GTX® MID TF _ 7.5-12+13+14

320830 0731 INNOX PRO GTX® MID TF Ws _ 5.5-11



black

310830 0999 INNOX PRO GTX® MID TF _ 7.5-12+13+14

320830 0999 INNOX PRO GTX® MID TF Ws _ 5.5-11

SOCKS



LOWA
simply more...

MOUNTAINEERING LONG

Size EU 35 – 36 | 37 – 38
39 – 40 | 41 – 42
43 – 44 | 45 – 46
47 – 48

Material composition:

72% merino wool
24% polyamide-nylon
2% acrylic | 2% elastane

\$60/\$30



LS2019 0923
light grey

MOUNTAINEERING

Size EU 35 – 36 | 37 – 38
39 – 40 | 41 – 42
43 – 44 | 45 – 46
47 – 48

Material composition:

47% polyamide-nylon |
36% merino wool |
15% polypropylene | 2% elastane

\$36/\$18



LS2020 0937
anthracite

TREKKING

Size EU 35 – 36 | 37 – 38
39 – 40 | 41 – 42
43 – 44 | 45 – 46
47 – 48

Material composition:

47% polyamide-nylon |

29% polypropylene |

22% merino wool | 2% elastane

\$32/\$16



LS1919 0930
grey



LS1919 0999
black

ATC

Size EU 35 – 36 | 37 – 38
39 – 40 | 41 – 42
43 – 44 | 45 – 46
47 – 48

Material composition:

47% polyamide-nylon |
47% merino wool |
4% polypropylene | 2% elastane

\$30/\$15



LS1910 0937
anthracite



LS1910 0999
black

ATS

Size EU 35 – 36 | 37 – 38
39 – 40 | 41 – 42
43 – 44 | 45 – 46
47 – 48

Material composition:

42% polyamide-nylon
26% acrylic | 26% merino wool |
4% polypropylene | 2% elastane

\$24/\$12



LS1776 0924
silver grey



LS1776 0937
anthracite



LS1776 0999
black

ATS NO SHOW (2 PACK)

Size EU 35 – 38
 39 – 41
 42 – 44
 45 – 47

Material composition:

58% polyamide-nylon | 20% acrylic |
20% merino wool | 2% elastane

\$30/\$15



LS0104 7040
green/blue



LS0104 9930
black/grey

EVERYDAY

Size EU 35 – 36 | 37 – 38
39 – 40 | 41 – 42
43 – 44 | 45 – 46
47 – 48

Material composition:

48% cotton wool | 30% polyamide |
13% merino wool | 7% polypropylene |
2% elastane

\$26/\$13



LS4056 0930
grey



LS4056 5499
pink/black



LS4056 7077
green/ochre



LS4056 9040
grey/blue



LS4056 9099
grey/black

COMPRESSION PRO

Size EU 35 – 36 | 37 – 38
39 – 40 | 41 – 42
43 – 44 | 45 – 46
47 – 48

Material composition:

55 % Polyester | 28 % Polyamide |
14 % Polypropylen | 3 % Elasthan

\$45/\$22.50



LS4318 0410
desert



LS4318 0999
black

WINTER PRO

Size EU 35 – 36 | 37 – 38
39 – 40 | 41 – 42
43 – 44 | 45 – 46
47 – 48

Material composition:

49% Polyacryl | 24% Polyamide |
18% Merinowool | 7% Polyester |
2% Elasthan

\$48/\$24



LS4298 0731
coyote op



LS4298 0999
black

4 SEASON PRO

Size EU 35 – 36 | 37 – 38
39 – 40 | 41 – 42
43 – 44 | 45 – 46
47 – 48

Material composition:

28 % Polyamide | 21 % Polypropylen |
18 % Merino Wool | 18 % Acryl |
13 % Polyester | 2 % Elasthan

\$36/\$18



LS4296 0731
coyote op



LS4296 0999
black

3 SEASON PRO

Size EU 35 – 36 | 37 – 38
39 – 40 | 41 – 42
43 – 44 | 45 – 46
47 – 48

Material composition:

35 % Polyester | 27 % Polyamide |
19 % Polypropylen | 17 % Cotton |
2 % Elasthan

\$34/\$17



LS4021 0493
dark brown



LS4021 0999
black

ACCESSORIES



LOWA
simply more...

LOWA
simply more...

ACCESSORIES

CARE PRODUCTS DISPLAY

\$125/\$63



830123

LOWA CARE SET NEUTRAL

PU: 10 containers

- high level of impregnation
- protection from dirt and water
- for leather and fabric materials
- perfect for GORE-TEX® footwear

\$65/\$33



831101 0111

LOWA CARE SET BLACK EDITION

PU: 10 containers

- high level of impregnation
- protection from dirt and water
- for leather and fabric materials
- perfect for GORE-TEX® footwear

\$65/\$33



831102 0111

WATER STOP PRO 300 ml

PU: 12 containers

- high level of impregnation
- protection from dirt and water
- for leather and fabric materials
- perfect for GORE-TEX® footwear

\$30/\$15



830803 0111

ACTIVE CREME BLACK 75 ml

PU: 8 containers

- black care and impregnation
- special formula that delivers a high degree of care
- perfect for leather lining and GORE-TEX® footwear

\$20/\$10



830801 0999

ACTIVE CREME NEUTRAL 75 ml

PU: 8 containers

- colourless care and impregnation
- special formula that delivers a high level of care
- perfect for leather lining and GORE-TEX® footwear

\$20/\$10



830801 0019

ACCESSORIES

SHOE CLEAN 200 ml

PU: 12 containers

- outstanding cleaning efficiency
- over 90 per cent natural elements
- perfect for shoes with a leather or textile upper as well as GORE-TEX® footwear

\$30/\$15



830805 0111

LOWA TRIANGLE BRUSH

PU: 1 container

- for optimal cleaning and preparation of upper leather

\$20/\$10



830633 0001

LOWA SHOE CARE BRUSH

PU: 1 container

- for optimal cleaning and preparation of upper leather

\$16/\$8



830634 0001

FOOTBED MOUNTAIN INSULATE

MOUNTAINEERING
TREKKING

Size: US 4.5 – 12 + 13 + 14

- thermally insulated insole to protect from cold and to reflect warmth into the footwear
- additional insulating layer for pleasant climate comfort on cold days

\$24/\$12



830012 0111

FOOTBED MOUNTAIN LADY

MOUNTAINEERING
TREKKING

Size: US 5 – 11

- perfect wearing comfort provided by viscoelastic latex foam
- pleasant climate comfort thanks to wide-meshed and breathable polyester

\$20/\$10



830099 0011

FOOTBED MOUNTAIN MEN

MOUNTAINEERING
TREKKING

Size: US 7 – 12 + 13 + 14 + 15

- perfect wearing comfort provided by viscoelastic latex foam
- pleasant climate comfort thanks to wide-meshed and breathable polyester

\$20/\$10



830098 0111

FOOTBED ATC UNISEX

ALL TERRAIN CLASSIC

Size: US 4.5 – 12 + 13 + 14 + 15

- cushioning polyurethane foam for more fatigue-free walking
- moisture-transporting materials for pleasant climate comfort

\$16/\$8



830009 0111

TREKKING LACES | ATC MID LACES BOX | ATC LO LACES

PRODUCT NO.	PRODUCT NAME	COLOUR	LENGTH IN CM	PU	MRSP	DEALER COST
830580 0485	SHOE LACES TREKKING	brown	210 cm	20 pairs	\$150	\$75
830580 0999	SHOE LACES TREKKING	black/grey	210 cm	20 pairs	\$150	\$75
830580 0410	SHOE LACES TREKKING / TF	desert	210 cm	20 pairs	\$150	\$75
830580 9999	SHOE LACES TREKKING / TF	black	210 cm	20 pairs	\$150	\$75
830507 0731	SHOE LACES TREKKING / TF	coyote op	190 cm	20 pairs	\$150	\$75
830507 0493	SHOE LACES TREKKING / TF	dark brown	190 cm	20 pairs	\$150	\$75
830502 0731	SHOE LACES TREKKING / TF	coyote op	180 cm	20 pairs	\$150	\$75
830502 0493	SHOE LACES TREKKING / TF	dark brown	180 cm	20 pairs	\$150	\$75
830581 0485	SHOE LACES TREKKING	brown	180 cm	20 pairs	\$150	\$75
830581 0999	SHOE LACES TREKKING	black/grey	180 cm	20 pairs	\$150	\$75
830581 0410	SHOE LACES TREKKING / TF	desert	180 cm	20 pairs	\$150	\$75
830581 9999	SHOE LACES TREKKING / TF	black	180 cm	20 pairs	\$150	\$75
830503 0731	SHOE LACES TREKKING / TF	coyote op	170 cm	20 pairs	\$150	\$75
830503 0493	SHOE LACES TREKKING / TF	dark brown	170 cm	20 pairs	\$150	\$75
830504 0731	SHOE LACES TREKKING / TF	coyote op	160 cm	20 pairs	\$150	\$75
830504 0493	SHOE LACES TREKKING / TF	dark brown	160 cm	20 pairs	\$150	\$75
830583 0485	SHOE LACES ATC MID	brown	160 cm	20 pairs	\$150	\$75
830583 0999	SHOE LACES ATC MID	black/grey	160 cm	20 pairs	\$150	\$75
830584 0485	SHOE LACES ATC MID	brown	150 cm	20 pairs	\$150	\$75
830584 0999	SHOE LACES ATC MID	black/grey	150 cm	20 pairs	\$150	\$75
830585 00485	SHOE LACES ATC LO	brown	130 cm	20 pairs	\$150	\$75
830585 0999	SHOE LACES ATC LO	black/grey	130 cm	20 pairs	\$150	\$75
830586 0485	SHOE LACES ATC LO	brown	110 cm	20 pairs	\$150	\$75
830586 0999	SHOE LACES ATC LO	black/grey	110 cm	20 pairs	\$150	\$75



Lasts



NARROW
LAST



WIDE LAST



WXL LAST

+EXTRA SIZES

S-LEISTEN (SCHMAL)

Less roomy to accommodate a lower-volume, narrower forefoot.

W-LEISTEN (WEIT)

Extra roomy to accommodate a higher-volume, wider forefoot.

WXL-LEISTEN

Expanded toe box combined with more volume at the metatarsals.

EXTRA SIZES

This footwear also comes in an extended size range. Cemented footwear (Alpine, Backpacking, Trekking) has different soles and a different price. Details are available by consulting with the price list.

Outsoles



VIBRAM®

These outstanding soles and rubber blends offer impressive traction on various surfaces and, at the same time, optimal abrasion resistance. Vibram® has always stood for premium, slip-resistant, long-lasting soles and has for years been the market leader in this segment.



VIBRAM® XS-GRIP

Proven climbing rubber for secure footing, precision, grip and optimised abrasion resistance.



LOWA RUBBER OUTSOLE

Conceived and developed by LOWA, this rubber outsole varies in its rubber blend has a tread design with varying lugs, both factors based on intended use. The advantage is a rubber outsole with good traction in the backcountry and off trail.

Outsoles



LOWA TPU OUTSOLE

Conceived and developed by LOWA, this TPU outsole has a tread design with varying lugs based on intended use. TPU's advantages include excellent abrasion resistance, better flexion, and the ability to use thinner and lighter outsoles. That is due to the need to use less material, resulting in better flexibility.



LOWA PU OUTSOLE

Conceived and developed by LOWA, this PU outsole has a tread design with varying lugs based on intended use. This outsole is used in particular for children's outsoles because it offers a good blend of lightness and abrasion resistance.



LOWA G³

Designed specifically for winter use with fibre elements in the lugs, this sole uses a rubber compound and performance sole design optimised for perfect grip, especially on icy or slick surfaces.

Outsoles



CLIMBING ZONE

This flat support zone under the toes makes easy scrambling possible thanks to a more secure foot placement.



RESOLEABLE

LOWA can resole this product for an additional fee.

Midsoles



SINGLE INJECTION

This manufacturing method of injection moulding offers the highest precision with a direct and solid connection between the sole and the upper.



DOUBLE INJECTION

Comfort and cushioning is further improved for specific uses with a complex injection-moulding process using a layering process.



FIT FRAME

The shell-like construction of the sole envelops and secures the foot to provide optimal fit.



SUPPORT FRAME

A higher wrap web construction gives the user good support for off-trail and backcountry use.



STABILITY FRAME

A sturdy wrap sole construction extending onto the upper ensures good stability.

Midsoles



LOWA DynaPU®

A LOWA-exclusive development. Optimised PU foam (polyurethane) for outstanding cushioning and rebound attitudes.



ANATOMICAL FIT

The anatomical shape of this carbon fibre insole wrapped in PU foam provides natural arch support that translates into a supportive fit and feel.



CLOSE TO THE ROCK

Our close-to-the-rock technology is designed to keep the distance between your foot and the rock as small as possible.



CLOSE TO THE GROUND

Our close-to-the-ground technology has succeeded in optimally adjusting platform and stack height to further enhance safety.



SHOCK ABSORBER

The integrated heel cushioning is set into the insole and results in more comfort and better rebound characteristics.

Stabilizers/shanks



SOFT STABILIZER

Nylon joint-stabilizing element offers optimal support for recreational activity.



MEDIUM STABILIZER

Nylon joint-stabilizing element offers optimal support for outdoor activities.



HARD STABILIZER

Nylon joint-stabilizing element offers perfect support for more intense outdoor activities.



SOFT SHANK

This lightweight insole provides optimal flex in footwear for easy hiking and leisure use.



MEDIUM SHANK

This sturdy insole provides good support in footwear for trekking tours with lighter packs.



HARD SHANK

This sturdy insole provides good support in footwear for trekking tours with lighter packs.



HARD WINTER SHANK

Sturdy insole with an additional insulating layer for good stability on difficult terrain and protection from the cold at low temperatures.

Stabilizers/shanks



LOWA FLEX®

Upper construction with freely moving lace hooks and other components for a more individualised fit to better adapt to personal comfort needs.



FLEXFIT®

Easier ankle movement due to integrated "FlexZone" and flexible Lace Loop.



FLEXFIT SYNCRO®

Asymmetrical upper construction for synchronised movement of the boot's shaft with the lower leg.



MINIMAL SEAMS

Construction design minimises the number of seams to prevent possible friction or pressure points.



2 ZONE LACING

Independently adjustable lacing zones, one on the forefoot and one on the upper, for an improved individualised fit and better adjustments for personal comfort and different foot anatomy.

Upper technologies



C4-TONGUE

Anatomically shaped tongue for improved flex and comfort that helps avoid pressure points in this area.



X-LACING®

Patented LOWA technology holds the tongue in place both vertically and horizontally. This prevents slippage and thus pressure points or blisters.



I-LOCK

Exclusive patented LOWA locking cam hooks for totally comfortable positioning of laces within the 2 Zone system.



ROLLER EYELETS

Metal eyelets with small rollers to minimise friction and ensure easy lacing.



WATERPROOF ZIPPER

A waterproof zipper protects from moisture and cold in extreme situations.



SLINGSHOT

Adapted from climbing technology, the slingshot heel stems from the experience of perfect heel fit.



LOWA REPTEX

In the animal world reptiles have got a protecting armour for their delicate skin. In the same way LOWA REPTEX protects the shoe's upper from harm caused by for example sharp rock edges. This ideal cover significantly boosts the performance on the mountain while reducing the overall weight in comparison to rubber.



FIT WING

The LOWA fit wing creates the ideal tensioning direction for more control at the heel.



FIT RIBBON

This minimalist lacing system combines the highest performance with maximum weight reduction.

Upper technologies



DOUBLE SPEED LACE

The use of two laces enables adjustment at both the forefoot and rearfoot zones at the same time.



BOA® SYSTEM

The BOA® SYSTEM delivers closure solutions purpose-built for performance. A micro-adjustable dial, super-strong laces and low friction lace guides optimize fit and provide precision, adaptability, and control.

Materials



GORE-TEX®

Highly breathable, durably waterproof lining material. Keeps feet pleasantly dry and offers optimised climate comfort for a broad range of outdoor activities.



GORE-TEX® Duratherm

GORE-TEX® membrane with insulating layer of lining ensures warm and dry feet during cold weather.

Materials



PRIMALOFT® 200

The most premium synthetic insulation with a weight of 200g/m² for warm feet in wintry conditions.



PRIMALOFT® 400

The most premium synthetic insulation with a weight of 400g/m² for warm feet in extreme winter cold.



LEATHER LINING

This lining provides pleasant comfort for your foot and good temperature management. Fit, durability and its ability to absorb moisture make a leather lining the optimal choice for comfort-oriented consumers.



TEXTILE LINING

A fabric or synthetic lining makes footwear lightweight and breathable. Good abrasion resistance speaks for itself and ensures durability. In addition, it offers outstanding temperature management.

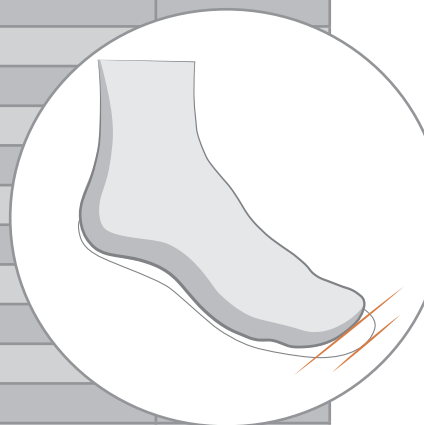
LOWA SOCKS SIZE CHART

UK sizes	EU sizes	US sizes Men	US sizes Women	Alpha sizes
2.5-3	35-36	3.5-4	4.5-5	XXS
4-5	37-38	5-6	6-7	XS
5.5-6.5	39-40	6.5-7.5	7.5-8.5	S
7-8	41-42	8-9	9-10	M
8.5-9.5	43-44	9.5-10.5	10.5-11.5	L
10.5-11	45-46	11-12		XL
12-12.5	47-48	13-14		XXL

LOWA SIZES AND RECOMMENDATIONS

ADULTS

Length of feet (mm)	LOWA RECOMMENDATIONS INCL. TOE EXTRA				
	UK sizes	EU sizes	US sizes Men	US sizes Women (normal)	US sizes Women (injected soles)
219	2.5	35	3.5	4	4.5
223	3	36	4	4.5	5
227	3.5	36.5	4.5	5	5.5
231	4	37	5	5.5	6
236	4.5	37.5	5.5	6	6.5
240	5	38	6	6.5	7
244	5.5	39	6.5	7	7.5
249	6	39.5	7	7.5	8
252	6.5	40	7.5	8	8.5
257	7	41	8	8.5	9
261	7.5	41.5	8.5	9	9.5
265	8	42	9	9.5	10
269	8.5	42.5	9.5	10	10.5
273	9	43.5	10	10.5	11
278	9.5	44	10.5		
282	10	44.5	11		
286	10.5	45	11.5		
290	11	46	12		
295	11.5	46.5	12.5		
299	12	47	13		
303	12.5	48	13.5		
307	13	48.5	14		
311	13.5	49	14.5		
316	14	49.5	15		
320	14.5	50.5	15.5		
324	15	51	16		
328	15.5	51.5	16.5		
333	16	52	17		



KIDS

Length of feet (mm)	LOWA RECOMMENDATIONS INCL. TOE EXTRA		
	EU sizes	UK sizes	US sizes
155	25	8K	9K
162	26	8.5K	9.5K
168	27	9K	10K
175	28	10K	11K
182	29	11K	12K
188	30	12K	13K
195	31	12.5K	0.5
202	32	13K	1
208	33	1	2
215	34	2	3
222	35	2.5	3.5
228	36	3.5	4.5
235	37	4	5
242	38	5	6
248	39	5.5	6.5
255	40	6.5	7.5
262	41	7	8
268	42	8	9

LOWA TOE EXTRA

Adults
Kids

15 mm
12 mm

LOWA recommends based on the foot length (mm) a toe extra of 15 mm for adults (12 mm for kids). Due to individual foot shapes or preferences in fit this recommendation may vary.

NOTES

Handwriting practice lines consisting of 20 horizontal dotted lines.



LOWA

simply more...

SPORT DINACO
PASSION FOR QUALITY

4330 Joseph Dubreuil
Lachine, Québec H8T 3C4
Tel.: (514) 636-8081
Fax.: (514) 636-0042
info@sportdinaco.com
www.lowa.ca